



Plant floor visibility from anywhere.
You can't improve what you don't measure.



ShopFloorConnect[®] is the complete solution

ShopFloorConnect OEE and downtime tracking software along with the SMI 2 machine-mounted interfaces collect important efficiency data from any machine with little or no operator involvement. ShopFloorConnect displays information in real time, so problems can be addressed as they happen. ShopFloorConnect allows you to quickly identify underperforming machines and the reasons for underperformance – enabling you to focus your valuable resources where they will do the most good.

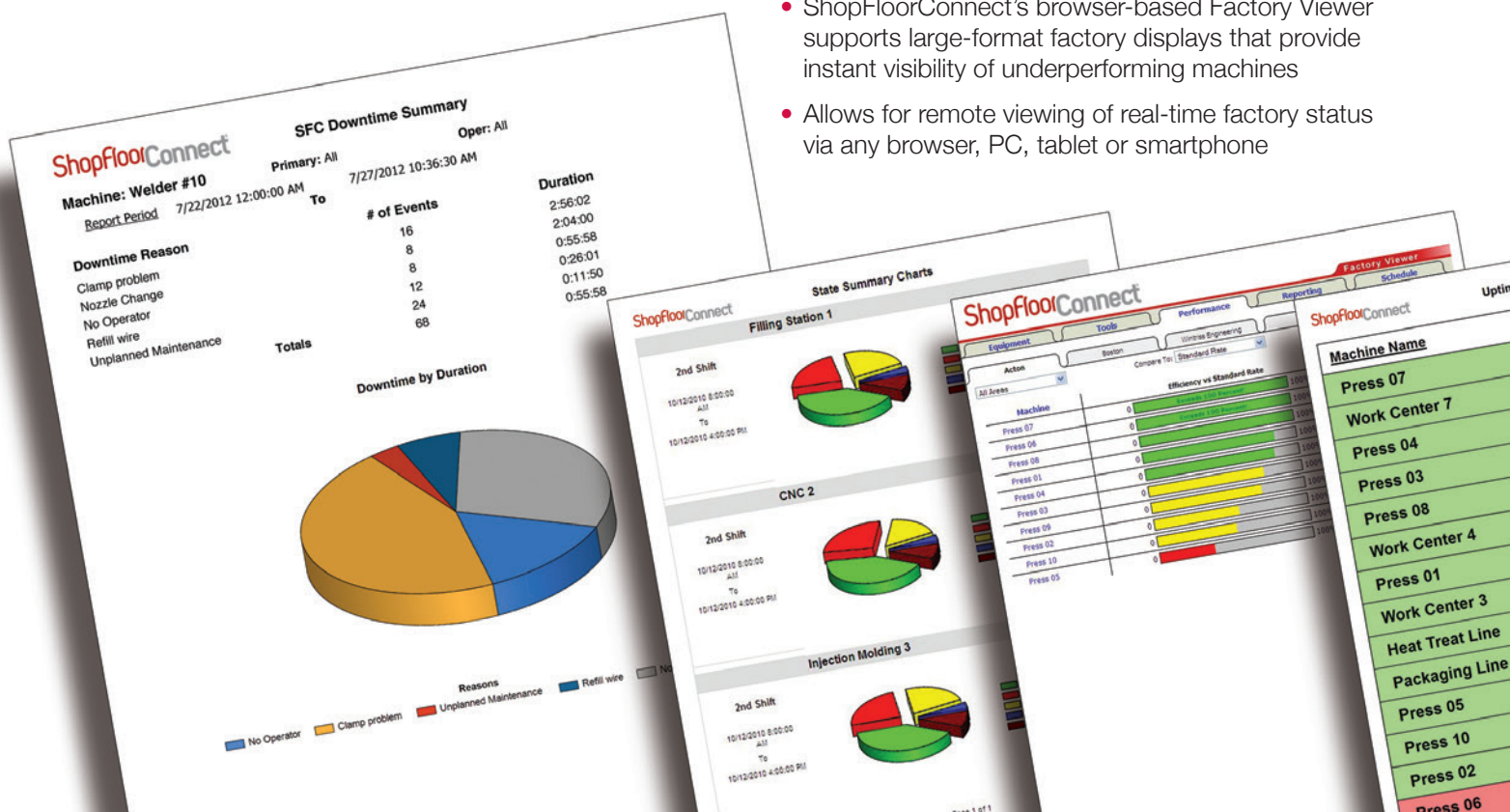
Why ShopFloorConnect is Different

- Our 50+ years of application experience with industrial machinery allows us to help you implement the system quickly
- It utilizes a simple turnkey interface on each machine that plugs directly into your existing network
- Truly automatic collection of uptime, downtime, and production counts with no manual data entry
- Production data is available in real time – You don't have to wait until a job is finished. The real-time nature of the product allows it to support 'visual factory' displays.
- Advanced OEE calculation method designed specifically for discrete manufacturing allows a unique ideal performance rating for each part/machine combination.
- Automatically generates and distributes user-configurable reports at scheduled intervals.

Key Benefits for Your Business

ShopFloorConnect's automatic data collection and reporting capabilities include:

- Unbiased accuracy, timely information, elimination of manual data entry, and reduction in paperwork
- Increase capacity and profitability by addressing downtime issues
- Focus improvements in critical areas by quickly identifying and quantifying excessive production losses and bottlenecks
- Make more informed decisions relating to capital equipment purchases
- Better labor utilization and resource allocation
- Quote accurate deliveries based on real-time information
- ShopFloorConnect's browser-based Factory Viewer supports large-format factory displays that provide instant visibility of underperforming machines
- Allows for remote viewing of real-time factory status via any browser, PC, tablet or smartphone



for automatic downtime tracking for all machines

Key Functions

ShopFloorConnect automatically collects important production data from your machines—data that previously could only be collected manually—and places it into an organized database.

- Displays real-time machine status through the FactoryViewer
- Tracks machine uptime, downtime, and reasons for downtime
- Tracks production rates and counts
- Job Queue Manager
- Generates and automatically distributes reports including OEE by shift or job

The ShopFloorConnect SQL database can be used to provide timely, accurate, and unbiased production data to your existing (or future) MES and ERP systems.

Instant Downtime Alerts

Send email and text alerts whenever a machine is down for longer than a preset time. You may create an unlimited number of alerts for each machine, specifying the recipient(s), the shift during which each recipient is eligible to receive alerts, the elapsed time before the alert is sent, and even the specific downtime reasons that will trigger the alert. This powerful capability enables ShopFloorConnect to summon the requisite personnel for any stoppage quickly and automatically.

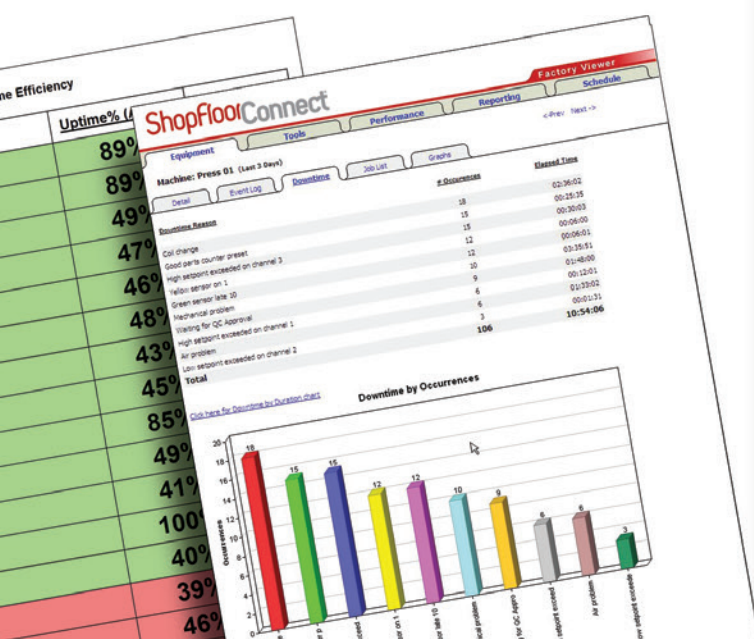
Flexible Reporting

ShopFloorConnect uses Microsoft SQL Reporting Services. Report templates feature filter selections for customizing the reports to contain the information you want. Reports can be generated in formats including PDF, Excel, Word, and CSV. Users can create their own delivery schedules and recipient lists (individuals and groups).

Job Queue Manager

ShopFloorConnect allows you to create or import prioritized queues of jobs, which are then sent automatically to each ShopFloorConnect Machine Interface (SMI).

- Our Application Program Interface (API) allows the schedule to be populated from other software
- Calculates estimated time/date of completion for all jobs in the queue
- Paperless – it automatically sends job parameters to each Machine Interface
- Partially completed jobs can be automatically inserted back into the schedule



ShopFloorConnect				Factory Viewer
Equipment	Tool Tracker	Performance	Reporting	Schedule
Stamping Plant	Metal Fabrication Shop	Plastic Molding	All	
All Areas	All Machine Types	List View		
3-Axis Mill Running @ 11 PPM (00:04:26) Part Number = C-42749 Job Number = 14435	Filler Mechanical Problem (00:00:48) SKU = 71565 Good Parts Count = 2781	Heat Treat Line Lunch (00:16:15)		
Lathe Break (00:04:38) Part Number = C-44927 Job Number = 12344	Main Turret Press Changeover (00:00:54)	Packaging Line Replace roll (00:03:38) SKU = 65536 Percent Complete = 26.7%		
Press 01 Air problem (00:04:11) Tool Number = 232917 Operator Number = 9650 Est Complete = 02:28:05	Press 02 Wait For QC (00:04:56) Tool Number = 6295 Operator Number = 1036 Est Complete = N/A	Press 03 Running @ 120 SPM (00:01:22) Tool Number = 31911 Operator Number = 2251 Est Complete = 01:44:45		
Press 04 Cool change (00:09:59) Tool Number = 345934 Operator Number = 2087 Est Complete = 04:16:16	Press 05 Tool Change (00:32:21) Tool Number = 5926 Operator Number = 6301 Est Complete = N/A	Press 06 Running @ 35 SPM (00:07:17) Tool Number = 7733 Operator Number = 1919 Est Complete = 02:50:55		
Press 07 Running @ 55 SPM (01:39:22) Tool Number = 7733 Operator Number = 4043 Est Complete = 06:41:51	Press 08 Running @ 102 SPM (00:13:44) Tool Number = 8801 Operator Number = 2251 Est Complete = 00:16:43	Press 09 Running @ 35 SPM (00:02:32) Tool Number = 6613 Operator Number = 5133 Est Complete = 02:58:00		
Press 10 Running @ 55 SPM (00:29:06) Tool Number = 940940 Operator Number = 3404 Est Complete = N/A	Press Brakes Running @ 35 PPM (00:10:23) Part Number = C-74599 Job Number = 10335 Operator Number = 1019	Robot Welder (A) Retire Wire (00:11:47) Part Number = C-61234 Fixture Number = 61234		
Shear No Material (01:54:32) Material = 56613 Job Number = N3013	Tube Laser Running @ 65 PPM (00:05:53) Part Number = C-63147	Work Center 1 Mechanical Problem (00:10:07) Mold Number = 232917 Part Number = FMC-2019-X Good Parts Count = 1192		
Work Center 2 Running @ 7 PPM (00:05:28) Mold Number = 8801 Part Number = VX-11009-BC Good Parts Count = 8739	Work Center 3 Mechanical Problem (00:19:35) Mold Number = 11400 Part Number = BBVX-11009-BC Good Parts Count = 1421	Work Center 4 Running @ 4 PPM (00:16:31) Mold Number = 812012 Part Number = 9110-23997 Good Parts Count = 6360		
Work Center 5 Setup (00:09:38) Mold Number = 321 Part Number = RMH71-254ZC Good Parts Count = 0	Work Center 6 Mechanical Problem (00:03:36) Mold Number = 9026 Part Number = HW000-00992-307 Good Parts Count = 180	Work Center 7 Running @ 5 PPM (01:38:47) Mold Number = 7733 Part Number = B-4589-LF Good Parts Count = 4930		
Work Center 8 Running @ 7 PPM (00:12:06) Mold Number = 1230 Part Number = C2452-17HMR Good Parts Count = 11680	Work Center 9 Heater Issue (01:19:39) Mold Number = 12000 Part Number = Q401-781-B Good Parts Count = 375			

Turnkey Solution for Machine Connectivity

Lasers

Compare uptime efficiency and production rate for different material types.



Injection Molding Machines

Track production counts uptime, downtime, temperature, and pressure.




Press Brakes

Track uptime, downtime, and OEE by part and operator.



Packaging Lines

Create efficiency reports by SKU number.



Stamping Presses

Track OEE by machine and by tool; keep track of the number of hits on each tool.



Machining Centers

Keep accurate production counts and track OEE by part.



SMI 2: ShopFloorConnect Machine Interface

The ShopFloorConnect Machine Interface is a network-ready terminal that allows you to collect production data from virtually any machine. Rather than requiring a complex integration project, our machine interface is quick to install and requires only a few simple connections to the machine in order to provide fully automatic data collection.

- Easy to implement, turnkey solution
- Simple touch screen operator interface
- Network ready—simply connect to your wireless network or plug it in using the built-in RJ-45 (standard Ethernet) connector
- Ability to enter applicable job and operator parameters
- Fully customizable downtime reason codes for each machine
- Compatible with USB bar-code scanners
- Available as a panel-mount or with a NEMA 12 enclosure
- Optional 24 Volt DC and stainless steel NEMA 4X versions are also available

Wintriss Controls is a leading manufacturer of data collection systems for all discrete manufacturing; and press automation, die protection and safety controls for metal stamping and forming industries. These products, which leverage Wintriss' 50+ years of experience, are known for their proven performance and rugged dependability in the toughest factory environments. Wintriss equipment is backed by attentive service, timely repairs, and comprehensive spares inventories. A toll-free hotline gives customers immediate access to technical support experts for product information and applications assistance.

Wintriss Controls Group, LLC

100 Discovery Way, Unit 110
Acton, Massachusetts 01720 USA

Toll Free: (800) 586-8324



For more information
Contact your local
representative or visit us at
www.ShopFloorConnect.com