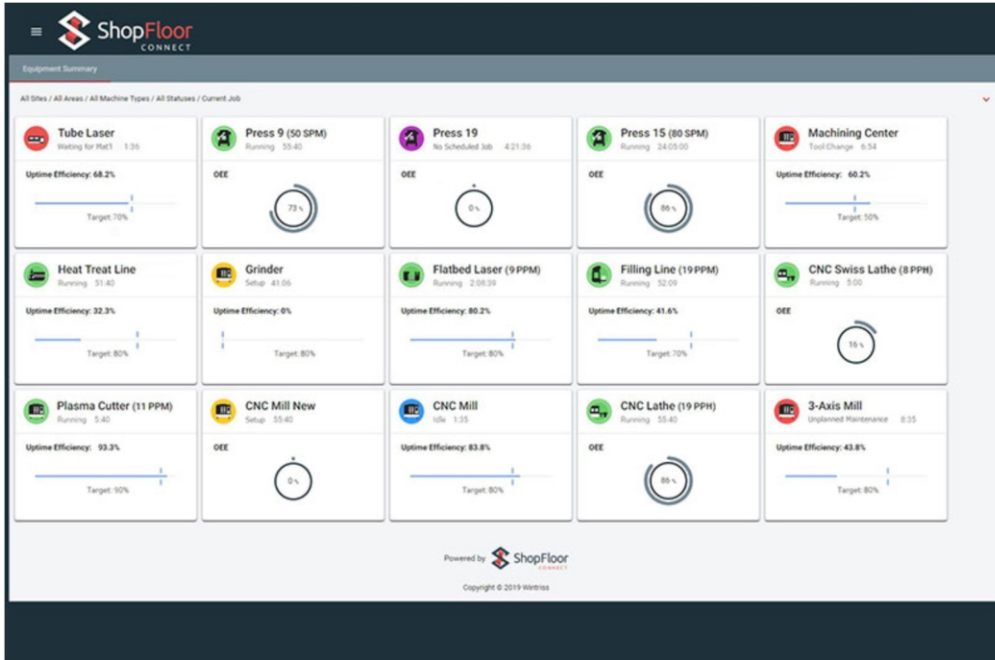


ShopFloorConnect® is the **Complete Solution** for automatic downtime tracking **For All Machines.**

ShopFloorConnect OEE (overall equipment effectiveness) and downtime tracking software continuously collects important machine efficiency data. The system's SMI 2 machine-mounted interfaces collect production data with little or no operator involvement and are compatible with any machine from modern to legacy. ShopFloorConnect allows you to quickly identify and diagnose underperforming machines – letting you focus your valuable resources where they do the most good.



Industries We Serve

Metal Forming & Fabrication

Packaging

Plastics

Food and Beverage Processing

Machining

Pharmaceuticals

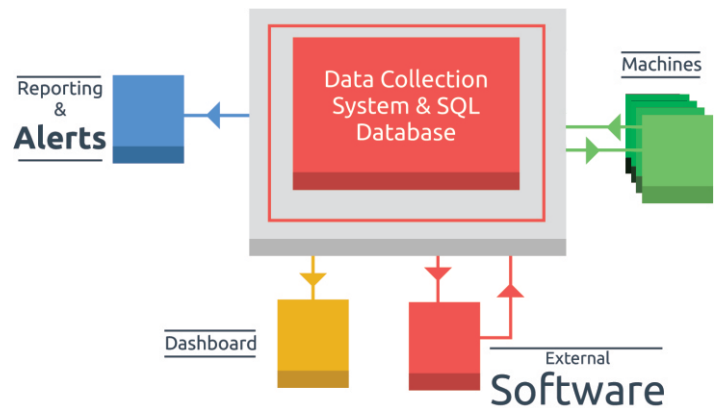
Medical Device

Manufacturing

“Your Connection to a Smarter Factory”

Why ShopFloorConnect is **Different?**

- Intuitive control easily adapts to any machine
- Unlimited users
- Collects uptime, downtime, and production counts automatically with NO operator involvement
- Provides production data in real time, and supports “visual factory” displays
- Scalable system; designed for any size factory
- Multi-Site capable; connect all your plants into one system



Key Benefits

- Make better, more informed decisions based on data that is accurate, unbiased, and timely
- Increase your capacity and profitability by instantly identifying underperforming machines
- Optimize your labor and resource allocation by knowing where to focus your improvement efforts
- Our advanced IIoT platform enables remote factory monitoring in real-time via any browser, PC, tablet or smartphone

Instant Downtime Alerts

ShopFloorConnect can send alert messages via email and text if a machine is down longer than a pre-set time. Simply specify the recipients and the events that will trigger the alerts.

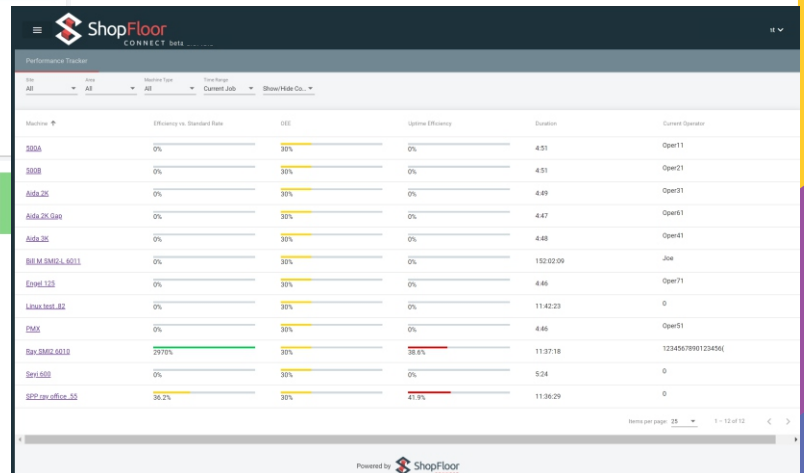
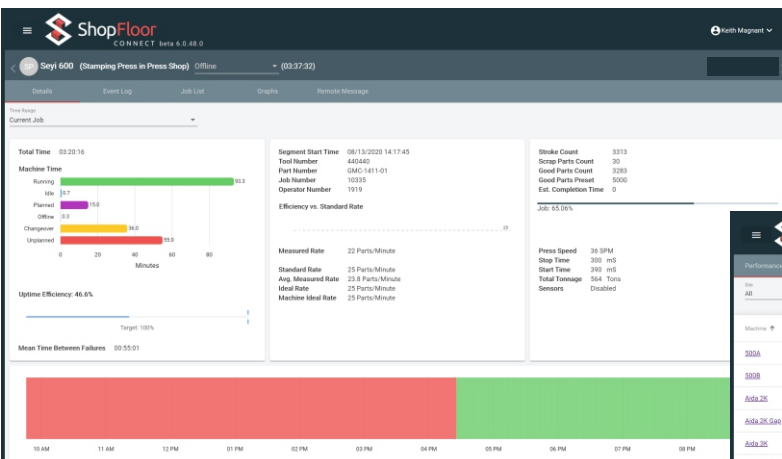
Flexible Reporting

With ShopFloorConnect's powerful reporting engine, you can customize reports to contain exactly the information you want. Generate reports in PDF, Excel, Word, CSV and other file formats for scheduled automatic delivery to individuals and groups.

Scheduling

With ShopFloorConnect you can create and import prioritized job queues for each ShopFloorConnect Machine Interface (SMI).

The Application Program Interface (API) enables you to populate the schedule from your existing programs or files



Key Functions

- The system tracks production rates, reasons for downtime, good part counts, and mean time between failures (MTBF)
- SFC features a unique reject and rework tracking function
- ShopFloorConnect's SQL database can provide timely, accurate, and unbiased production data to current or future MES and ERP systems

